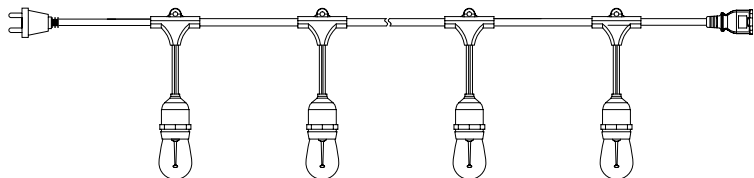



READ, FOLLOW AND SAVE THESE INSTRUCTIONS

MODEL # GL40593
CATALOG # U001-0328



LINE VOLTAGE
**15 PIECE PLUG-IN
STRINGLIGHT**

- Simply plug into wall outlet.
- Creates nice accent lighting for outdoor living areas such as decks and gazebos.
- Safe and energy efficient - ideal for indoor living areas such as kitchens, staircases and mantels.
- Ultra-long-life LED bulbs included



IMPORTANT SAFETY USE AND CARE INSTRUCTIONS / SAVE THESE INSTRUCTIONS


To reduce the risk of fire and electric shock, basic precautions should always be followed including the following:

CAUTION:

- Risk of fire. This product does not contain lamp shunts, which allow the product to operate if one lamp burns out.
- Do not use seasonal products outdoor unless marked suitable for indoor and outdoor use. When products are used in outdoor applications, connect the product to a Ground Fault Circuit Interrupting (GFCI) outlet. If one is not provided, contact a qualified electrician for proper installation.
- Before using or reusing, inspect product carefully. Discard any products that have cut, damaged or frayed wire insulation or cords, cracks in the lamp holders or enclosures, loose connections, or exposed copper wire.
- This seasonal use product is not intended for permanent installation or use.
- Unplug the product when leaving the house, when retiring for the night, or if left unattended.
- This is an electric product-not a toy! To avoid risk of fire, burns, personal injury and electric shock it should not be played with or placed where small children can reach it.
- When the product is placed on live a tree, the tree should be well maintained and fresh. The tree should be well secured and stable.
- Do not use this product for other than its intended use.
- Do not mount or place near gas or electric heaters, fireplaces, candles or other similar sources of heat.
- Do not secure the wiring of the product with staples or nails, or place on sharp hooks or nails.
- Do not let lamps rest on the supply cord or on any wire.
- Do not mount on support strings hang ornaments or other objects in manner that can cut or damage wire insulation
- Do not close doors or windows on the products or extension cords as this may damage the wire insulation.
- Do not cover the product with cloth, paper or any material not part of the product when in use.
- When storing the product, carefully remove the product from wherever it is placed, including trees, branches, or bushes, to avoid any undue strain or stress on the product conductors, connections, and wires.
- When not in use, store neatly in a cool, dry location protected from sunlight.

Stringlight Assembly

- Screw in the bulb by turning clockwise.



Troubleshooting Tips

- If all lights are out, make sure there is power to the outlet or extension cord by plugging another product into that outlet, and make sure if the outlet is controlled by a switch or timer that it is turned on. If connected to an outlet protected by a GFCI, reset the GFCI outlet or breaker.
- If one bulb is not functioning, replace it with one of the spare bulbs provided.
- If part of the lights are not functioning (example if half of the bulbs are not lighting), make sure all bulbs in that section are fully inserted.
- Replace all the non working bulbs.
- Make sure wires are in position to make contact with brass contacts inside lamp holder.

To replace a bulb:

- Unplug unit.
- Grasp plug and remove from outlet device.
- Do not unplug by pulling on cord.
- Unscrew light bulb and replace it with a new 2W LED bulb.
- Plug the stringlight into the outlet.

FOR INDOOR AND OUTDOOR USE